

# ***BINVIEW***®

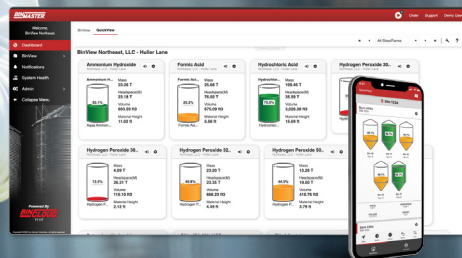
Inventory management  
***anytime, anywhere.***

**BinView® is a cloud inventory system for on-site or remote inventory monitoring of solids or liquids in tanks, bins, or silos.**

It is compatible with most BinMaster continuous level sensors and other sensor brands with a 4 -20 mA analog, HART, or Modbus RTU output.

Featuring automated text and email push alerts and a real-time graphical inventory data display, BinView makes it easy to manage multiple vessels at multiple locations. BinView provides an intuitive user interface optimized for both desktop and mobile devices.

BinView keeps your data safe and secure. Administrator controls let you specify user privileges, allowing multiple users, suppliers, or vendors to access information—while securing against unauthorized changes to the system.



# ***BINMASTER***®

BinMaster.com | 1-800-278-4241

## Portable inventory on your phone

Download the free BinCloud® app to take BinView silo inventory monitoring to your phone. Be on top of inventory when in the office, plant, traveling, or working remotely.

Simply download BinCloud from Google Play or the App Store as part of your BinView subscription.



## Empowering information made safe and simple

- Eliminate manual monitoring to save time and enhance safety
- Remote or on-site monitoring via phone, tablet, or PC
- 24/7 monitoring anywhere there's internet access
- Accurate, reliable inventory information updates automatically
- Automated alerts via email or text message
- Enables vendor managed inventory
- Share information and reports across departments
- Historical reporting to optimize purchasing and logistics

## Continuous level sensors that work with BinView

- SmartBob II
- 3DLevelScanner (3D Solids Scanner)
- All BinMaster standard and compact 80 GHz non-contact radars
- GWR-2000 or GWR-3000 guided wave radar
- SPL-200, FVL-200, or LL-100 laser level sensors
- Ultrasonic sensors used for liquid level measurement
- Sensors of most any brand with 4-20 mA output or Modbus RTU




## User friendly and super secure

The BinView user interface (UI) is intuitive and easy to learn. Customize your inventory dashboard selecting what you want displayed and save views for future use. Instructions are built into the UI — displayed by hovering over an information icon.

To prevent data loss, popup warnings help ensure information is not unintentionally deleted. User access to specific information is controlled to prevent unauthorized or unneeded changes from happening.

The mobile version of BinView® is optimized for use while in the field. Vessel, location, gateway, and account pages are simplified for quick viewing. Or used the BinCloud® app while on the plant floor or away from the office for quick updates.

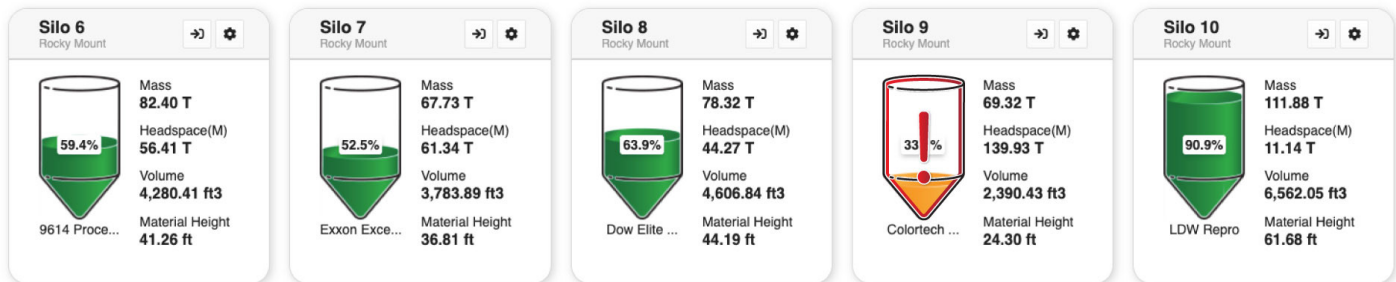


## Streamline your system with wireless

- Gateways to provide connectivity to an IP network or your control room
- Long-range transceivers to transmit data up to a mile away
- Analog expansion hubs to upgrade an existing system to the Cloud
- HART consolidator modules to daisy-chain multiple HART sensors

## The power of QuickView

View your vessels in this clean, easy-to-understand graphic interface. Data refreshes every five minutes! See the vessel name or number, percentage full, location, material, vessel status, and the date and time the data was last refreshed. Filter to see only the vessels you need by alert status, material, or location.



## Who is BinView for?

**BinView inventory management software is for any industry** that wants to improve supply chain management with a user friendly, affordable inventory management solution. It's ideal for companies using vendor managed inventory or lean inventory management. It is appropriate for any company measuring the level of bins, tanks, or silos containing bulk solids or liquids.

- Agricultural and agrochemical companies such as grain elevators, feed mills, or fertilizer plants
- Packaging and plastics manufacturing plants storing resin pellets, flakes, or powders
- Concrete companies and cement batch plants, sand, rock, and gravel suppliers
- Pharmaceutical companies and consumer packaged goods companies manufacturing OTC medications and health and beauty products
- Makers of pulp, paper, and sustainable packaging, furniture, and wood pellet producers
- Food and beverage manufacturers including breweries, dairy products, snack foods, and pasta producers
- Meat processing facilities, cattle feeders, and rendering operations
- Chemicals companies and producers of paints and adhesives
- Bioenergy and biofuels producers making ethanol, DDG, and processors or hog fuel and biomass
- Mining and mineral companies processing ores, aggregates, and precious and industrial metals
- Municipal water and sewer treatment and storage, environmental monitoring, and flood control

## Get push-button reports

- Current tank readings or tank history
- All locations or a particular location
- Sort by vessel, material, or alert status
- Set readings as distance to product, percent full, or volume
- Specify date ranges to view usage trends over time
- Automated excel or PDF reports for sharing



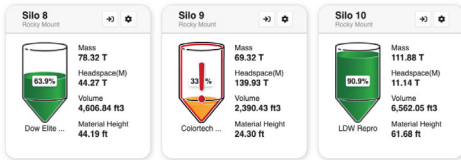
Fast, Friendly, *that's* BinMaster.

## Multiple locations, vessels, & users

BinView is structured so that an account may have multiple locations and each location may have multiple gateways. Each gateway is connected to sensors on one or more vessels. Each vessel can have one or more sensors associated with it. This allows flexibility for companies that have multiple operations over a wide geographical area.

BinView is ideal for managing inventory across multiple locations. Each individual location is assigned a location number and is associated with a street address, contact person, and contact phone number for the person managing BinView at the location. It shows a google map image of the location and the number of tanks associated with BinView.

## Empowering information made simple



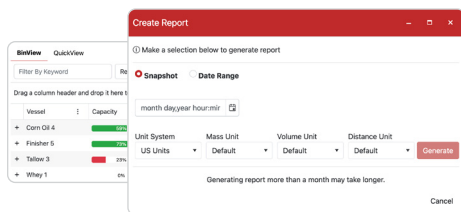
### QuickView

- Simple, clean graphical interface
- Vessel number, percentage full, location, material,
- Status, date, and time the data of last refresh
- Levels update automatically every five minutes



### Filtering

- View only the vessels and info you need
- Alert status, specific materials, or locations



### Reporting

- Current tank readings or tank history
- View in chart or tabular form
- All locations or a selected locations
- Sort by vessel, material, or alert status
- Readings set as distance to product, percent full, or volume
- Select date ranges to view historical usage trends over time



### Alerts

- High and low level alerts for each vessel
- Push notifications via text or email



### Dashboard

- See vessels at all or selected locations in a single view
- Quick View button allows you to see all your tanks at once
- Dropdown arrow allows you to see more detail about each tank
- Drop & drag columns to your desired order and save the layout
- Sort columns by tank, location, product, status, and percent full

**BINVIEW** Inventory management  
**anytime, anywhere.**

**BINMASTER**  
Inventory Management Solutions